

Statistical Report

2015–2016

Introduction

The Service-Learning Center's data collection for the 2015–16 school year reveals another successful year of service-learning participation by Calvin students. With an average of 29 hours of service-learning completed by each Calvin student, it is clear that the Calvin community sees service-learning as a fruitful mode of pedagogy as well as a meaningful calling to do God's work in God's world.

In this report, the term *unique service-learning opportunity* refers to a position that one or more students have filled at an agency. The number of service-learning placements indicates how many students have filled these positions. Thus, multiple placements may fall under one unique service-learning opportunity.

The Service-Learning Center has been collecting annual statistical data since 2008. Current data

collection processes rely primarily on students to report service-learning activity. Students who participate in student-based service-learning (SBSL) may submit an individual hours report online via our website or turn in hours as a group, using a form available in our office.

Academically-based service-learning (ABSL) students are expected to record their hours on an S-LC form throughout the semester and return it to the S-LC at the conclusion of the course. ABSL Coordinators are required to send out an evaluation survey to students, faculty, and community partners. Upon receiving completed surveys, the Assessment Coordinator assesses the service-learning experiences, looking for ways to improve programs for the next year.

Context for this report

Many students participate in ABSL arranged by the professor and the S-LC. In ABSL partnerships, we strive to connect an existing community need with specific learning goals that faculty have for their students.

Students may also participate in service-learning through a variety of non-academic programs by getting involved in our residence hall community partnerships program, serving as chaperones for the annual Special Olympics, spending a spring break on a service-learning trip at one of twelve sites across the US, or participating in StreetFest, a one-day service experience during orientation.

Additionally, students can independently seek service-learning experiences. Some students are looking for an experience that will assist them in preparing for a particular vocation. Others are

interested in specific issues and causes. Many of these students stop by our office or call us for ideas. Our most comprehensive resource is our website's search engine, which students may use to see what service-learning opportunities currently await them in Grand Rapids.

Several groups and organizations on campus form partnerships with specific organizations and causes. Other groups look to our office to provide information about short-term or one-time projects.

To learn more about us, visit our website:

calvin.edu/slc





Statistics at a glance

Parenthetical references are a 6 year average.

53,661.8 (53,627.6)

Total amount of service-learning hours logged by Calvin students

1,854 (2,092)

Total number of Calvin students who participated in service-learning

62 f / 38 m (61 f / 39 m)

Percentage of those students who are female/male

28.9 (25.7)

Average hours of service-learning completed by each Calvin student participant

3,047 (3,495)

Total number of service-learning placements for Calvin students

98* (141)

Number of course sections that incorporated service-learning (ABSL)

198 (210)

Total active agency partners

55 (60)

Total StreetFest agencies

314 (338)

Total number of unique opportunities available to Calvin students

*Denotes change in data collection practices re: StreetFest

“Calvin students have set the standard so high for service, they are unstoppable! We are so appreciative of their help. We are defying the odds in our neighborhood. Our students are getting smarter and more driven.”

—Community Partnership Supervisor

“I learned to become more invested in my neighborhood and in the places that I find myself, listening to the needs and pains of the community.”

—Spring Break Trip Participant

Overview of service-learning programs

ABSL refers to *Academically-Based Service-Learning*, or service-learning that is integrated into an academic course. *ABSL* is typically a course requirement.

SBSL refers to *Student-Based Service-Learning*, or service-learning that is initiated by the student and is not typically for course credit.

RHCP refers to *Residence Hall Community Partnerships*, or service-learning partnerships between residence halls and community organizations that student leaders facilitate.

Special Olympics brings athletes with special needs together with student chaperones for a day of athletic competition at Calvin.

Spring Break Trips take students to communities across the United States to engage in service-learning focused on such themes as disaster relief, urban development, community arts, and environmental stewardship.

PN refers to *Project Neighborhood*, a program in which students participate in intentional community living and service-learning and take a seminar course.

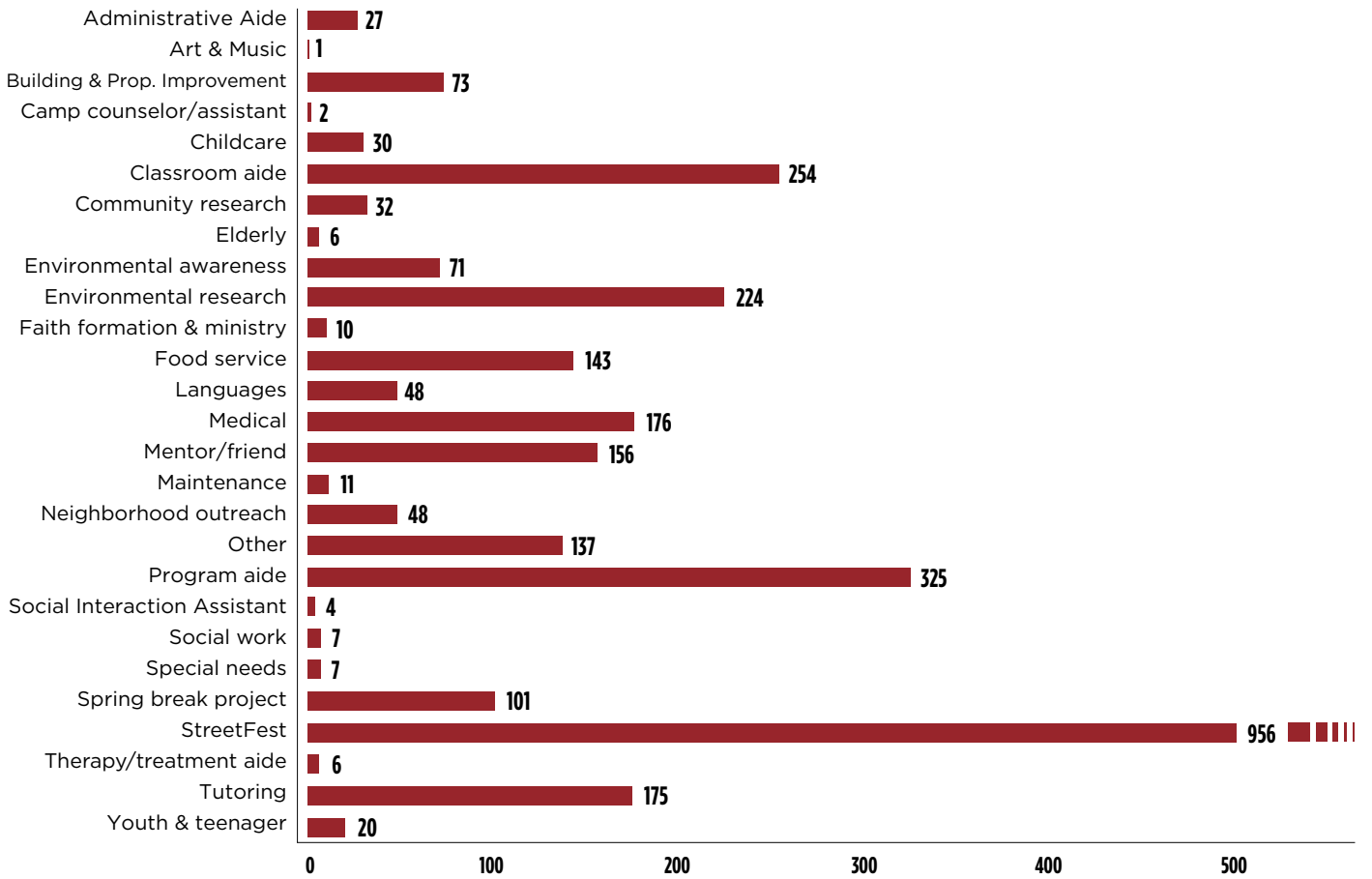
StreetFest is our first-year student orientation program that sends each and every first-year student into the city of Grand Rapids to acquaint themselves with their new home and embark on their first service-learning experience at Calvin.

International ABSL (ISL) is service-learning formally integrated into study abroad course experience.

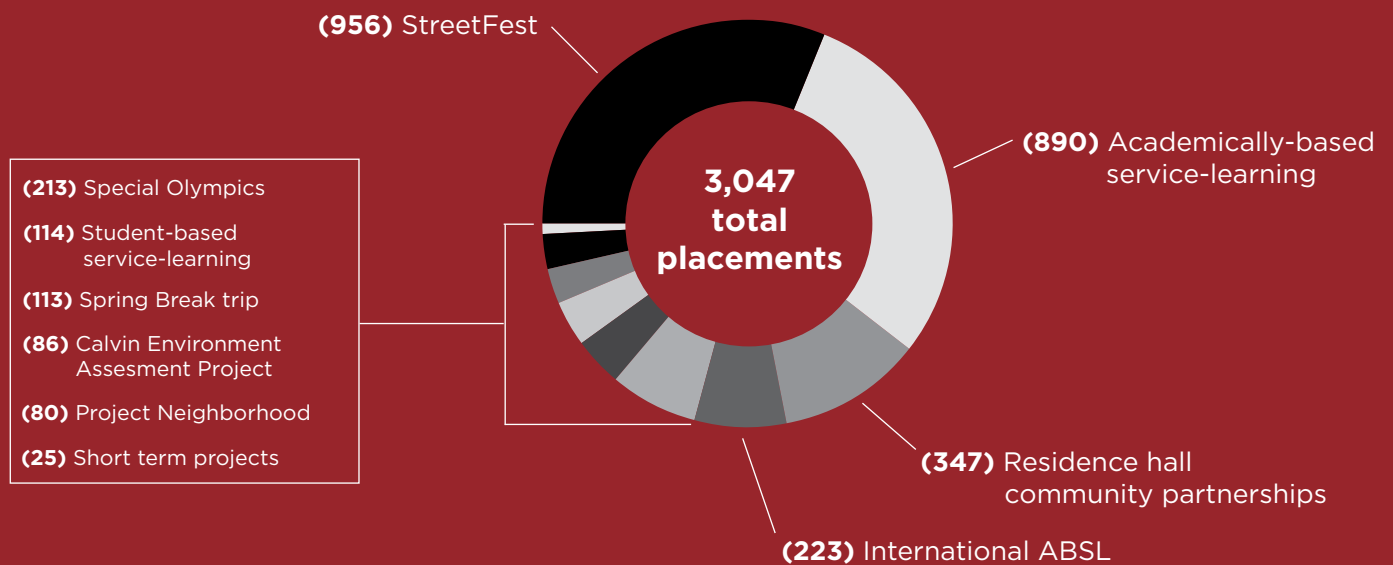


Detailed statistics

Service-Learning placements by project type



Service-Learning placements by program



Service-Learning placements by department

| Academic department | S-L placements | Total hours | Avg. hours/placement |
|--|----------------|-----------------|----------------------|
| Art and Art History | 10 | 900 | 90.0 |
| Biology | 69 | 2,180 | 31.6 |
| Chemistry and Biochemistry | 33 | 462 | 14.0 |
| Economics | 19 | 190 | 10.0 |
| Education | 181 | 2,152.8 | 11.9 |
| Engineering | 132 | 10,584 | 80.2 |
| Geology, Geography and Environmental Studies | 58 | 1,577.3 | 27.7 |
| History | 3 | 11 | 3.67 |
| Interdisciplinary | 35 | 485.8 | 13.9 |
| Kinesiology | 3 | 31.5 | 10.5 |
| Nursing | 124 | 8172 | 65.9 |
| Off-Campus Programs | 223 | 7,123.5 | 32.1 |
| Psychology | 49 | 787.9 | 16.1 |
| Science Education | 26 | 156 | 6.0 |
| Sociology | 6 | 120 | 20.0 |
| Social Work | 89 | 1,851.1 | 20.8 |
| Spanish | 93 | 1,170.5 | 12.6 |
| Speech Path. & Audiology | 6 | 123.5 | 20.6 |
| Totals | 1,159 | 38,078.9 | 27.1 |

| Total students by gender | |
|--------------------------|--------------|
| Female | 1,149 |
| Male | 705 |
| Total students | 1,854 |

| ABSL and SBSL total placements | | ABSL and SBSL individual students | |
|--------------------------------|-------|-----------------------------------|-------|
| SBSL | 1,860 | SBSL | 1,296 |
| ABSL | 1,181 | ABSL | 937 |

Student placements may appear in more than one category

| Total placements by gender | |
|----------------------------|--------------|
| Female | 1,976 |
| Male | 1,071 |
| Total students | 3,047 |

| Blood Drive | |
|----------------------------|------------|
| Total pints donated | 256 |

| Transportation: S-LC rides | |
|----------------------------|------------|
| Total S-LC rides | 152 |

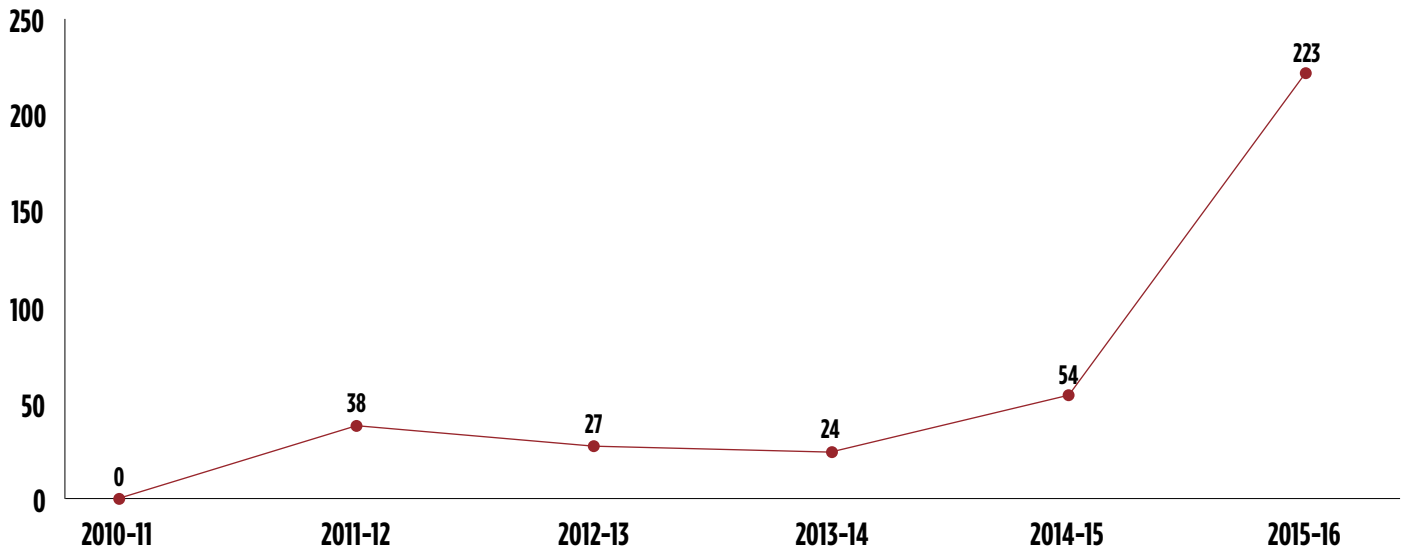
Notes for this and the following page:

Total hours are all of the hours recorded from students participating in all service-learning for the year.

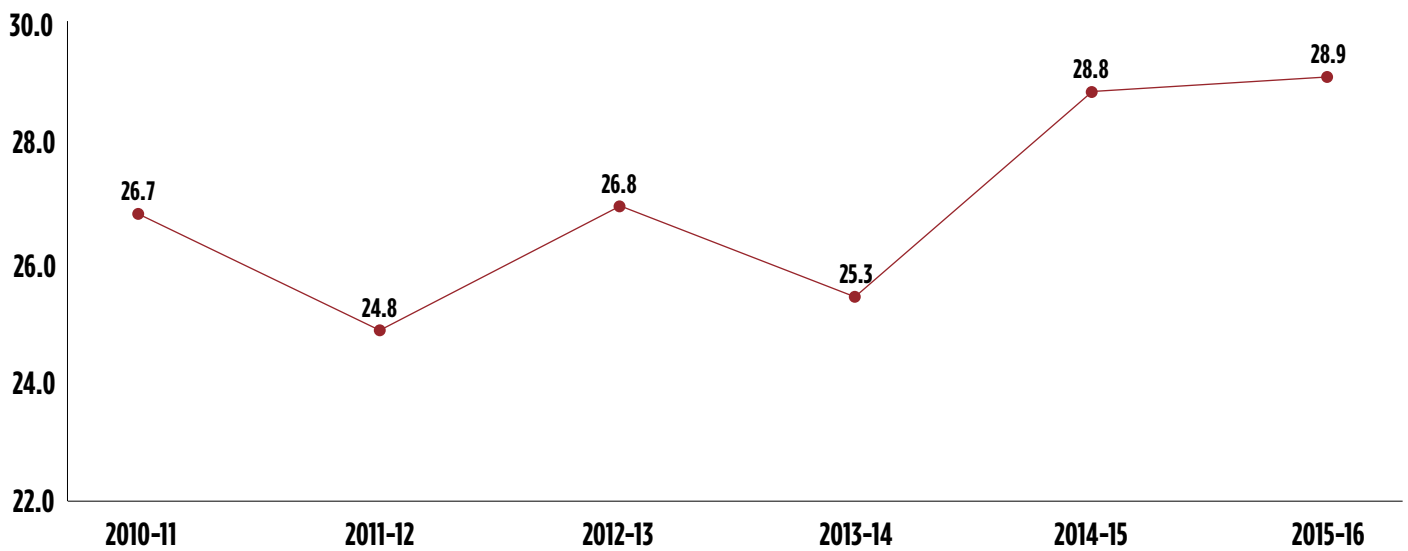
Total number of students participating is the number of individual students who participated in service-learning during the year. Many of those students complete more than one placement over the course of the year.

Change over six years

International service-learning over six years



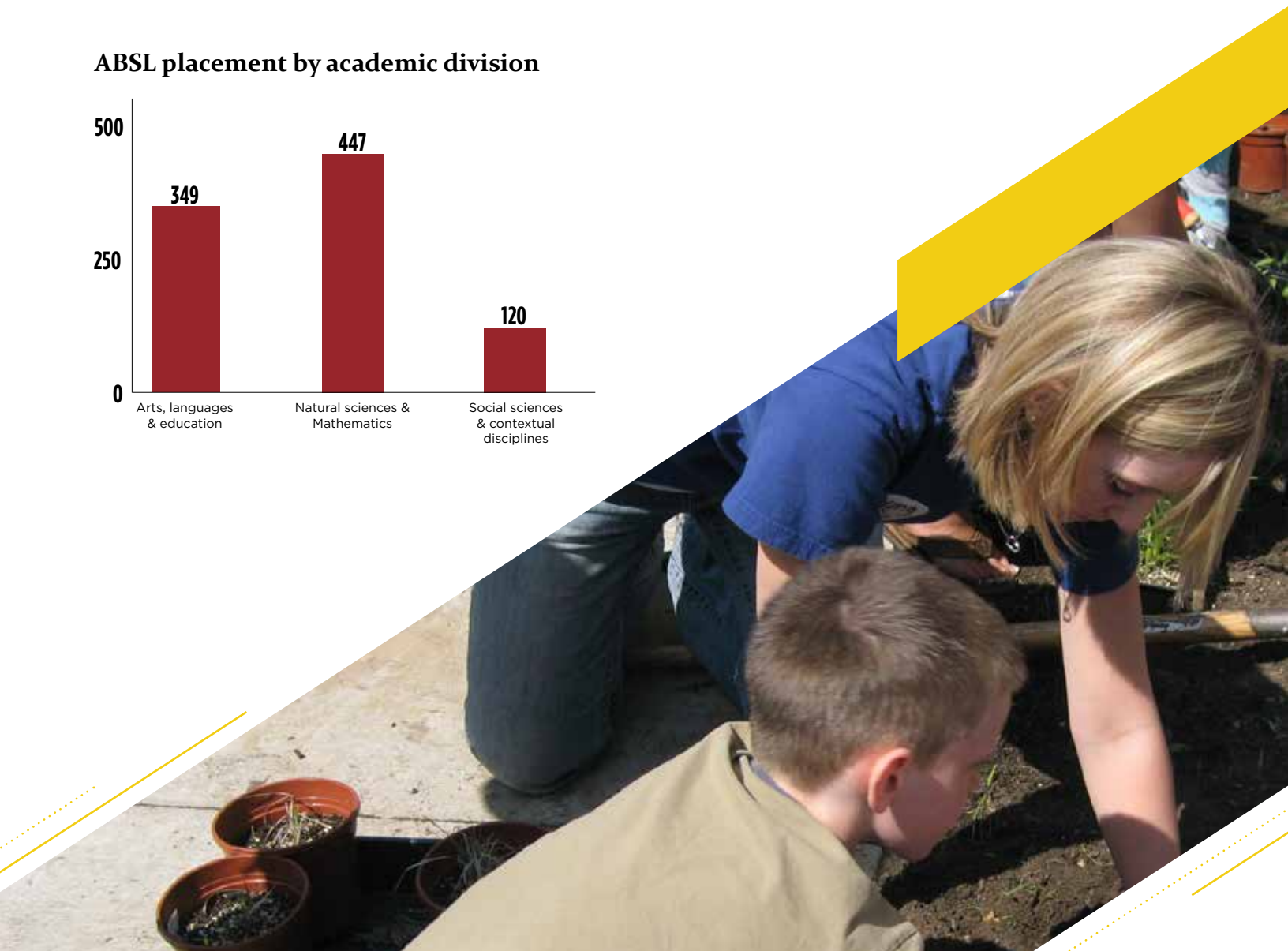
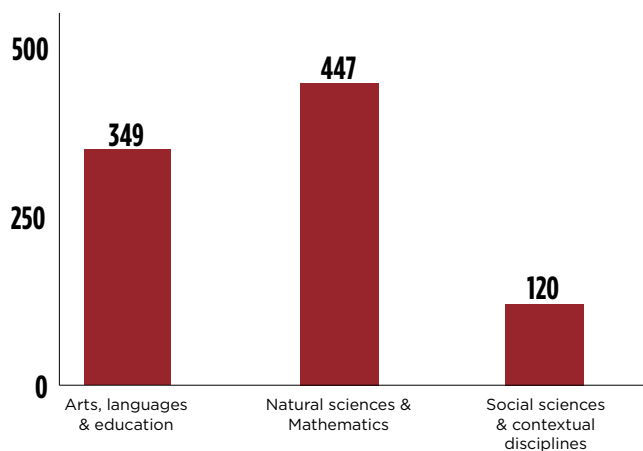
Average hours of service-learning completed by each Calvin student service-learner over six years



Academically-based service-learning at a glance

| | | | |
|---|------------------|-------------------------------|--------------|
| Total number of students participating | 937/3,990 | Percent of total student body | 23.5% |
| Total number of classes offering ABSL | 96/1,856 | Percent of total classes | 5.2% |
| Total number of faculty offering ABSL | 59/262 | Percent of total faculty | 22.5% |
| Total number of departments offering ABSL | 18/29 | Percent of total departments | 62.1% |

ABSL placement by academic division



“Having actual contact with speakers of Spanish from Hispanic cultures both enriched my students’ cultural awareness and enhanced their sense of how language functions from the ‘other end’--that is, what it is like for a Spanish-speaking learner of English.”
 —Spanish Professor

What some others are saying

“I learned of the difference you can make in the lives of others, and the lessons you can learn from the ones you are serving. There is always joy in serving others.”

—Residence Hall Community Partnership Participant

“The change that occurred within my heart and mind after living and working with this NGO [TAWODEP] was well worth my time. I learned a lot about development work, about life in the remote rural villages of the country, and about gratitude and hope in my own life. Being able to just sit and interact in whatever way, dance, carry water, and do day-to-day tasks no matter how insignificant taught me much about the value of community and living together as humans created and loved by the Lord.”

—International Service-Learning Participant

“The action of giving blood expressed what I couldn’t articulate with words. There’s no doubt that donating blood is important to the people who need blood transfusions, but I left that day feeling humbled, knowing that blood donation can touch both recipient and donor.”

—Student Blood Donor

“There was a combination of environmental stewardship as well as helping those that were less fortunate. The underlying premise for my class was that we are all God’s children and we should work to help one another and love one another. The community garden was a great way to incorporate this.”

—Biology Professor

“It provided me direct application of things I had been learning by placing me within a classroom.”

—Education ABSL Participant



Mission Statement

*Our mission is to **engage** and **equip** Calvin College students, faculty, staff, community partners, alumni, and other friends of the college in and for the pursuit of God’s shalom in learning together, primarily through community-based service-learning, social justice activity, and civic participation in Grand Rapids and other partner communities.*

