

Safer Spaces Survey (2012)

SECTION ONE: CLARIFYING DEFINITIONS AND POLICY

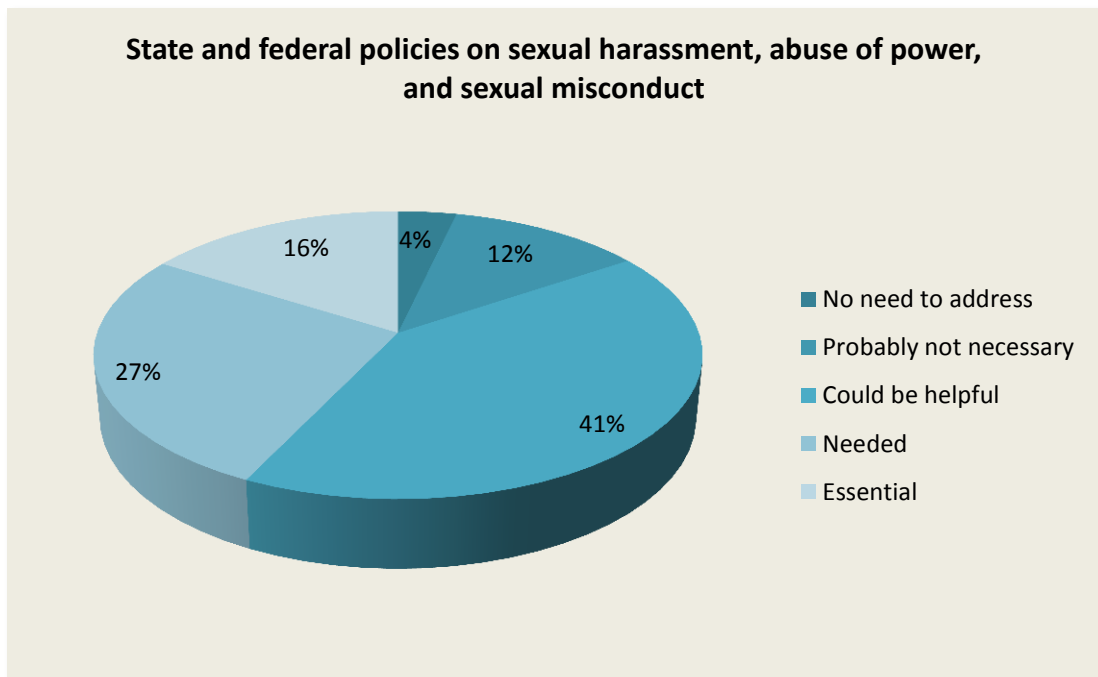
Instructions: Please rank, from 1-5, your sense of the need to address the following topics through education and training. Please feel free to add comments in the space provided.

[provide space for comments after each one]

Scale: 1=no need to address; 2=probably not necessary; 3=could be helpful; 4=needed; 5=essential

Q1. State and federal policies on sexual harassment, abuse of power, and sexual misconduct

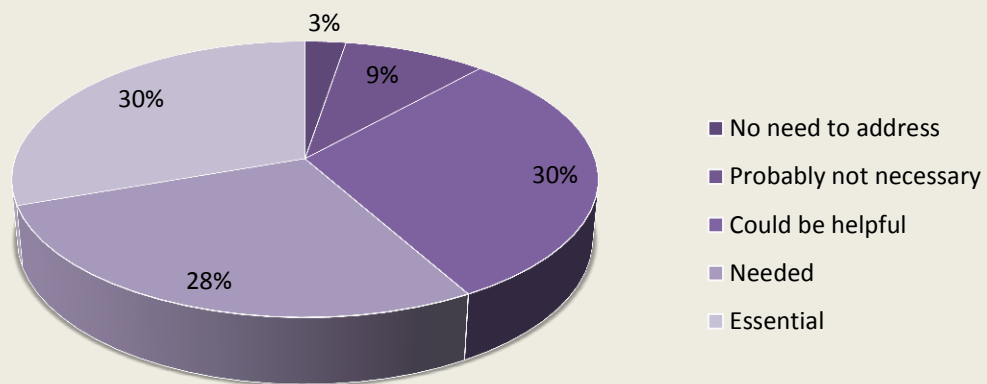
Answer Options	Response Percent	Response Count
No need to address	3.6%	22
Probably not necessary	12.0%	74
Could be helpful	41.6%	256
Needed	26.8%	165
Essential	16.1%	99
comments submitted		43
answered question		616
skipped question		5



Q2. Institutional policies on sexual harassment, abuse of power, and sexual misconduct

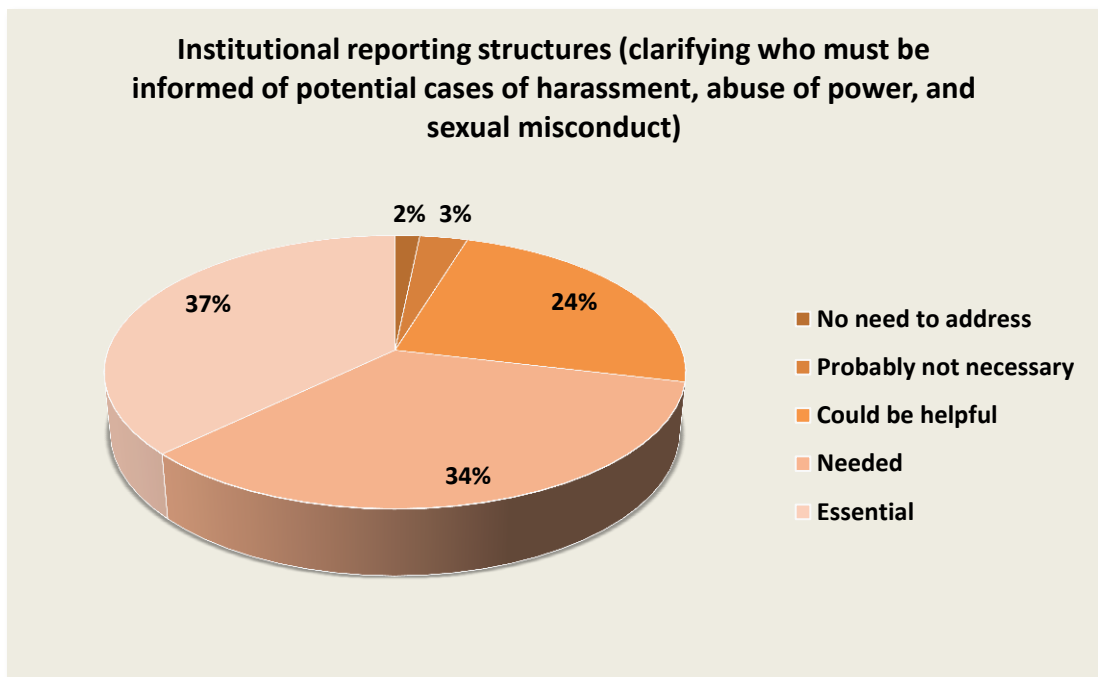
Answer Options	Response Percent	Response Count
No need to address	2.6%	16
Probably not necessary	9.1%	56
Could be helpful	30.2%	186
Needed	27.8%	171
Essential	30.4%	187
	comments submitted	46
	answered question	616
	skipped question	5

Institutional policies on sexual harassment, abuse of power, and sexual misconduct



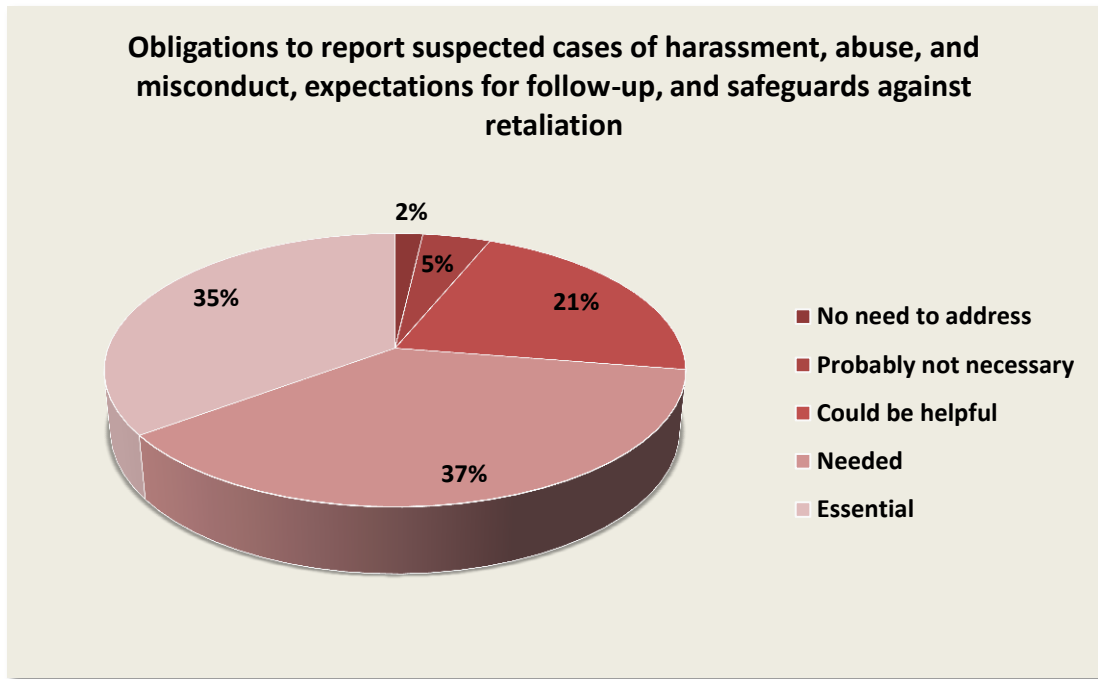
Q3. Institutional reporting structures (clarifying who must be informed of potential cases of harassment, abuse of power, and sexual misconduct)

Answer Options	Response Percent	Response Count
No need to address	1.6%	10
Probably not necessary	3.1%	19
Could be helpful	24.0%	148
Needed	34.1%	210
Essential	37.2%	229
	comments submitted	34
	answered question	616
	skipped question	5



Q4. Obligations to report suspected cases of harassment, abuse, and misconduct, expectations for follow-up, and safeguards against retaliation

Answer Options	Response Percent	Response Count
No need to address	1.8%	11
Probably not necessary	4.4%	27
Could be helpful	21.3%	131
Needed	37.4%	230
Essential	35.1%	216
	comments submitted	36
	answered question	615
	skipped question	6



Q5. Additional topic(s) you'd like to see addressed

Answer Options	Response Count
Answered question	75
Skipped question	546

SECTION TWO: BEST PRACTICES/SETTING BOUNDARIES WITH RESPECT TO...

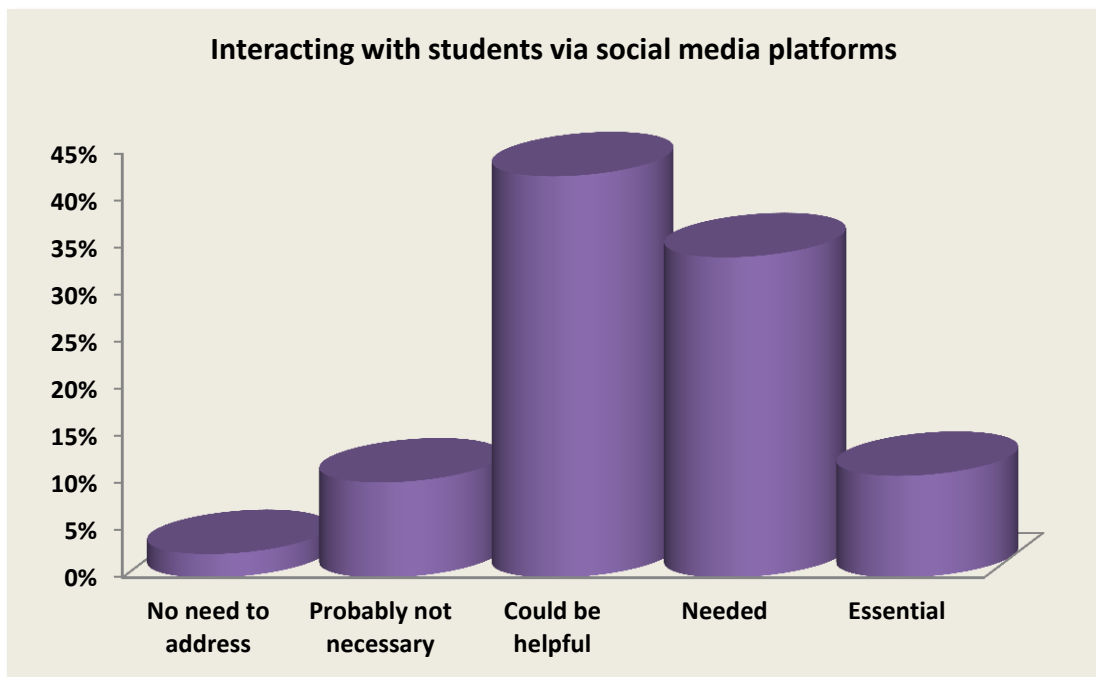
Instructions: Please rank, from 1-5, your sense of the need to address the following topics through education and training. Please feel free to add comments in the space provided.

[provide space for comments after each one]

Scale: 1=no need to address; 2=probably not necessary; 3=could be helpful; 4=needed; 5=essential

Q6. Interacting with students via social media platforms

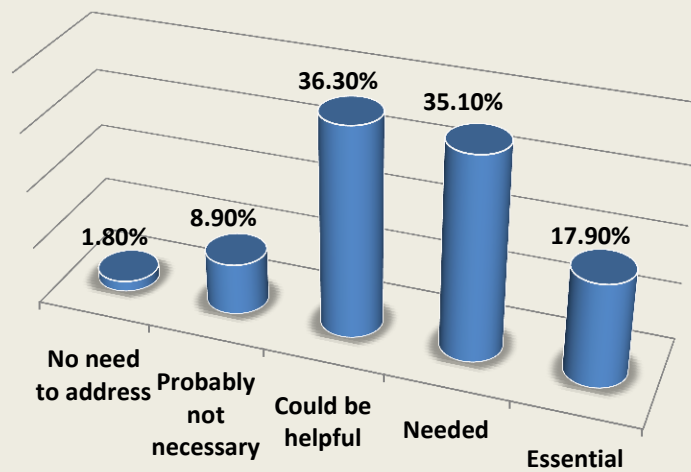
Answer Options	Response Percent	Response Count
No need to address	2.5%	15
Probably not necessary	10.1%	62
Could be helpful	42.6%	261
Needed	34.0%	208
Essential	10.8%	66
	comments submitted	26
	answered question	612
	skipped question	9



Q7. Off-campus travel with students

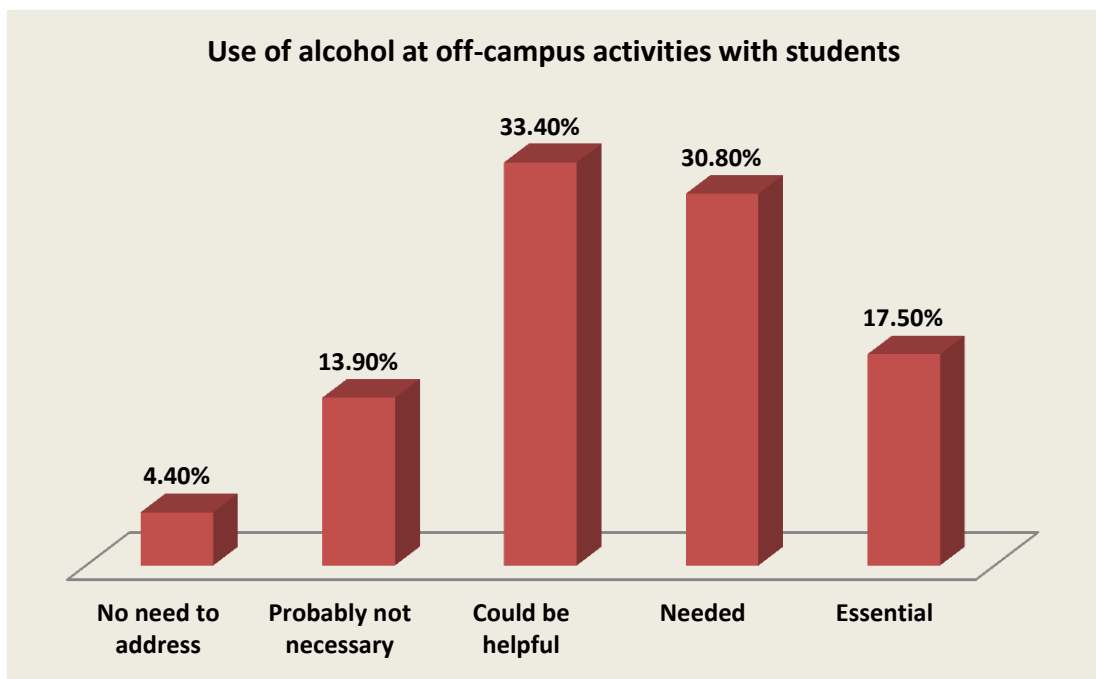
Answer Options	Response Percent	Response Count
No need to address	1.8%	11
Probably not necessary	8.9%	54
Could be helpful	36.3%	221
Needed	35.1%	214
Essential	17.9%	109
comments submitted		25
answered question		609
skipped question		12

Off-campus travel with students



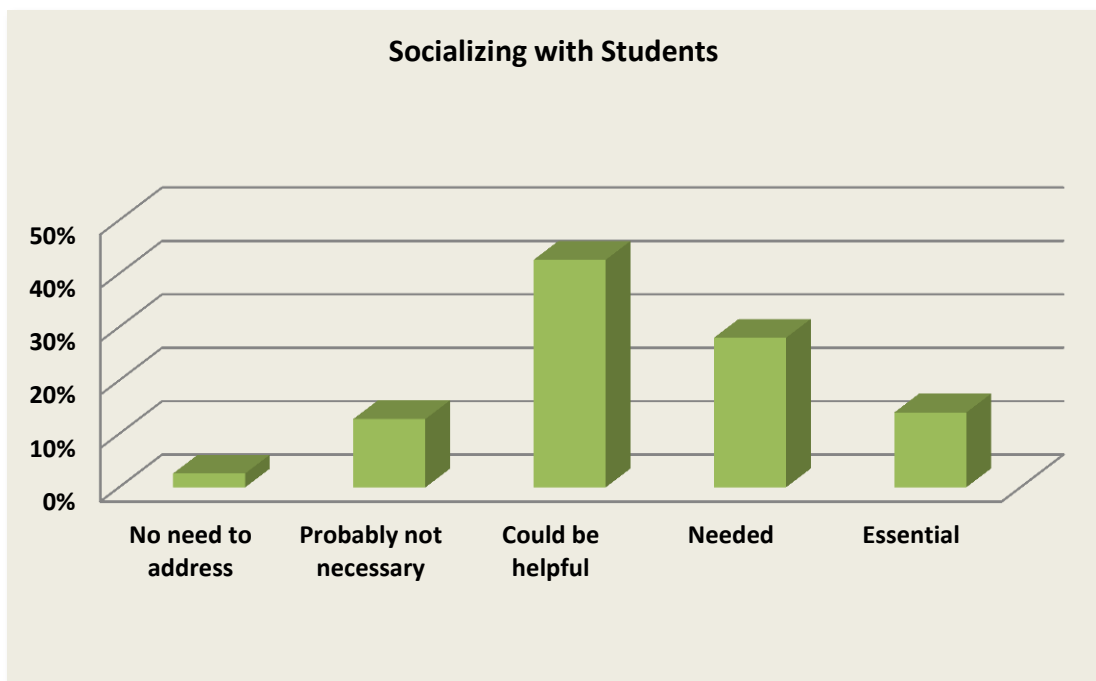
Q8. Use of alcohol at off-campus activities with students

Answer Options	Response Percent	Response Count
No need to address	4.4%	27
Probably not necessary	13.9%	85
Could be helpful	33.4%	204
Needed	30.8%	188
Essential	17.5%	107
comments submitted		28
answered question		611
skipped question		10



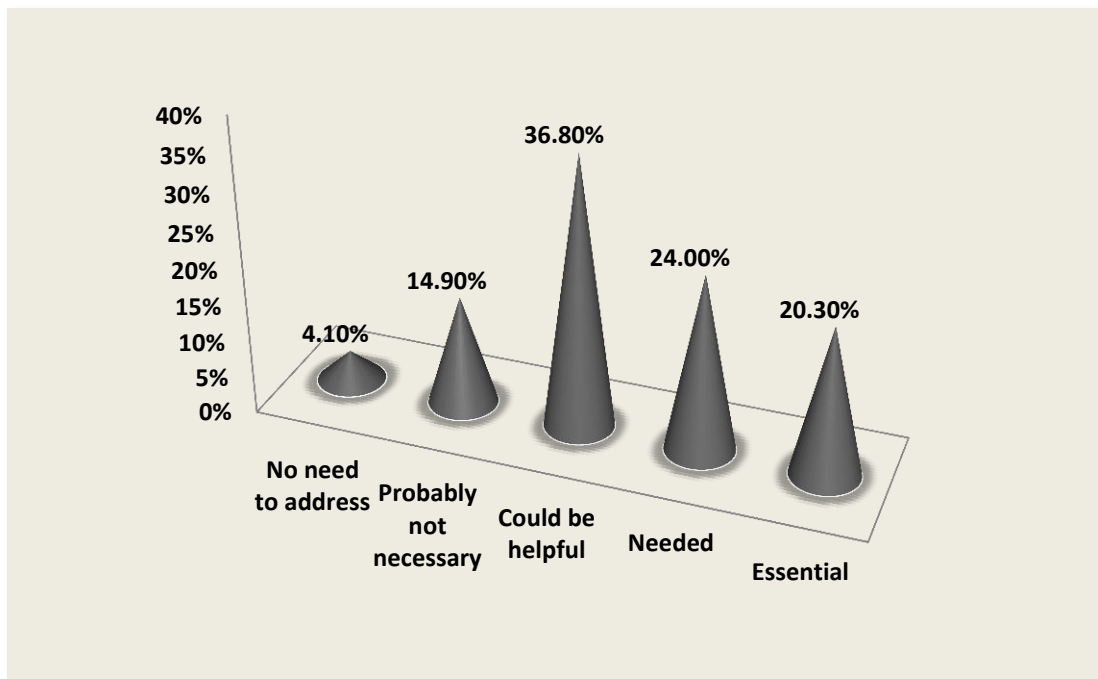
Q9. Socializing with students

Answer Options	Response Percent	Response Count
No need to address	2.6%	16
Probably not necessary	12.8%	78
Could be helpful	42.6%	259
Needed	28.0%	170
Essential	14.0%	85
comments submitted		20
answered question		608
skipped question		13



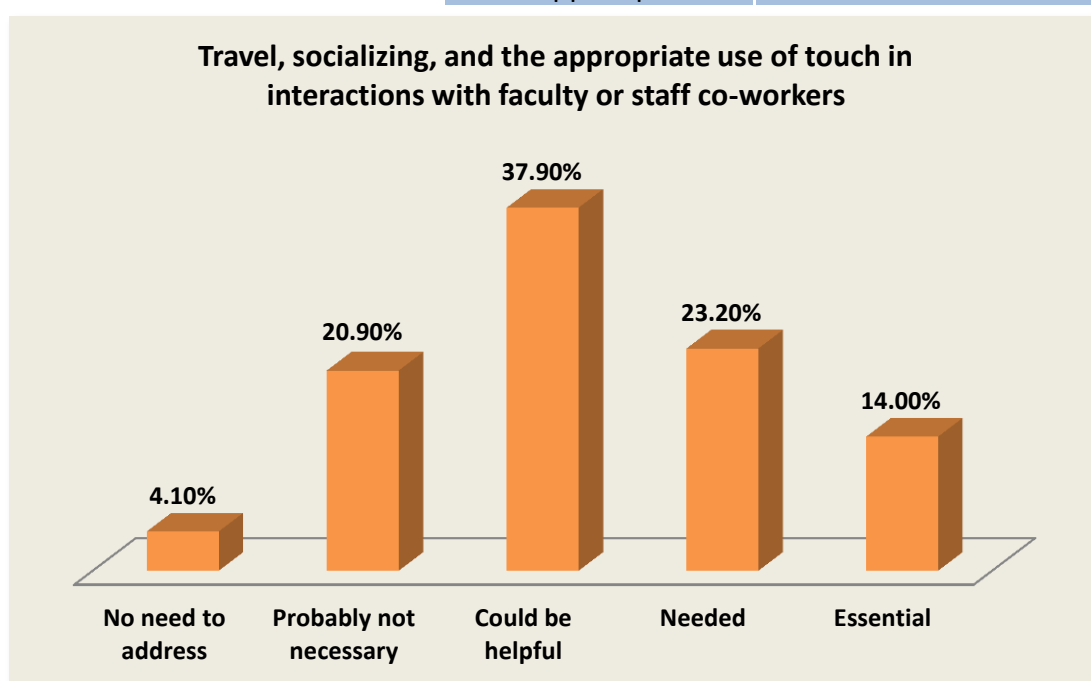
Q10. Appropriate use of touch in interactions with students

Answer Options	Response Percent	Response Count
No need to address	4.1%	25
Probably not necessary	14.9%	91
Could be helpful	36.8%	225
Needed	24.0%	147
Essential	20.3%	124
comments submitted		28
answered question		612
skipped question		9



Q11. Travel, socializing, and the appropriate use of touch in interactions with faculty or staff co-workers

Answer Options	Response Percent	Response Count
No need to address	4.1%	25
Probably not necessary	20.9%	127
Could be helpful	37.9%	231
Needed	23.2%	141
Essential	14.0%	85
	comments submitted	17
	answered question	609
	skipped question	12



Q12. Additional topic(s) you'd like to see addressed

Answer Options	Response Count
No need to address	19
Probably not necessary	602

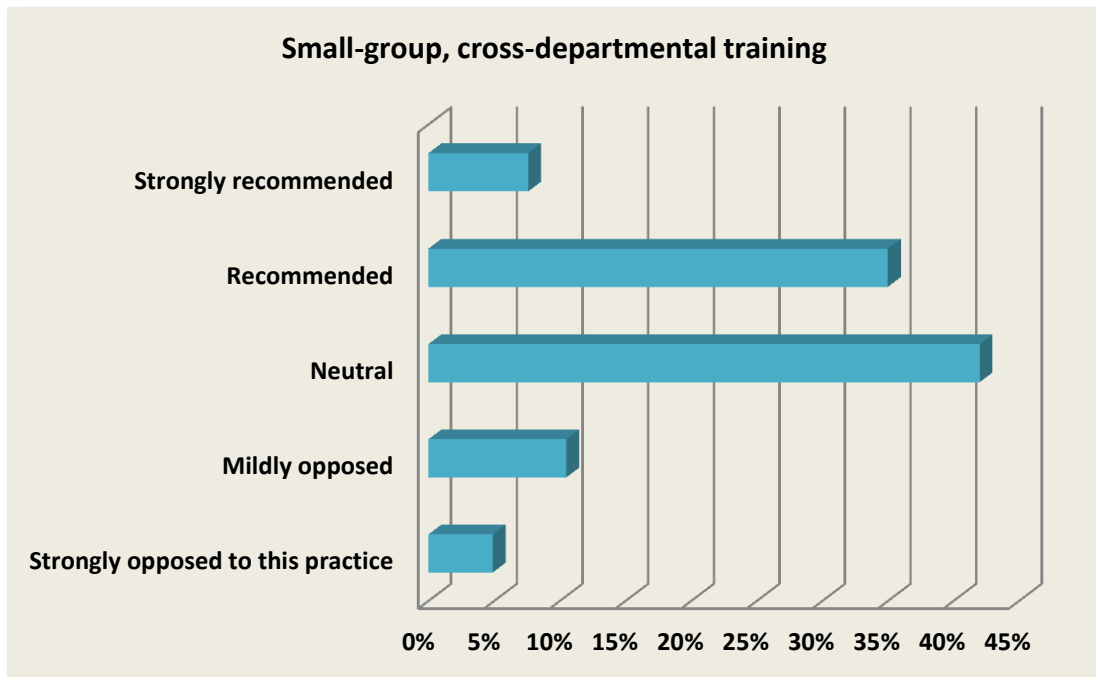
SECTION THREE: EDUCATIONAL METHODS

Instructions: Please rank, from 1-5 your preference for the following educational methods, and please feel free to express pros and cons in the space for comments: [leave space for comments after each]

Scale: 1=strongly opposed to this practice; 2=mildly opposed; 3=neutral; 4=recommended; 5=strongly recommended

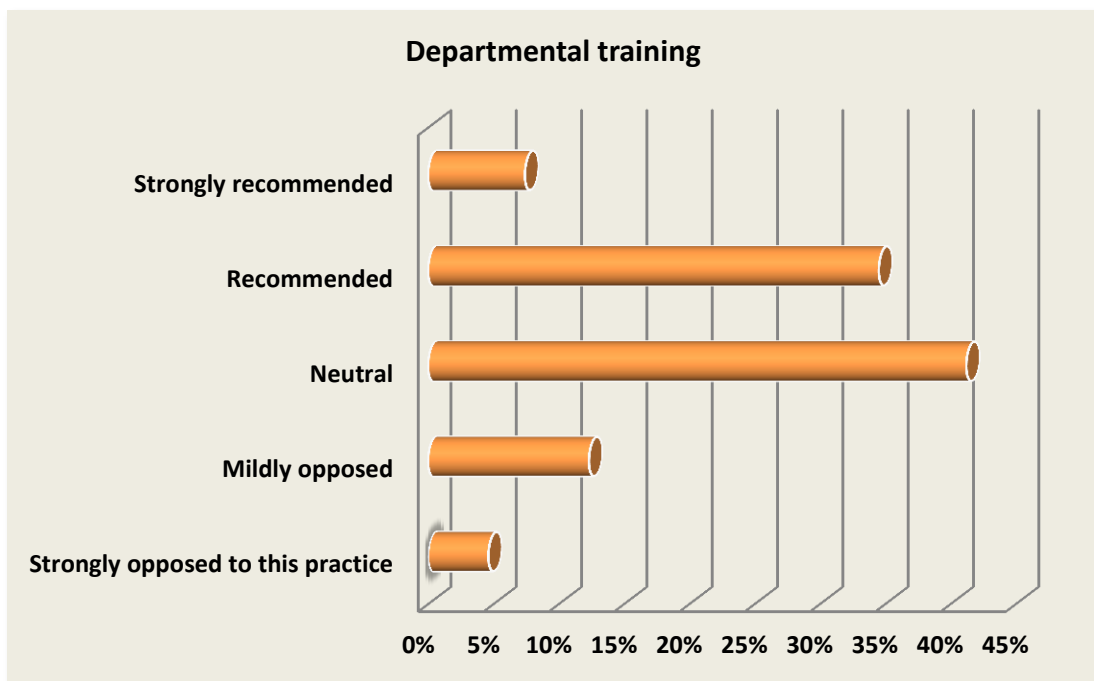
Q13. Small-group, cross-departmental training

Answer Options	Response Percent	Response Count
Strongly opposed to this practice	4.9%	30
Mildly opposed	10.5%	64
Neutral	42.0%	256
Recommended	35.0%	213
Strongly recommended	7.6%	46
comments submitted		36
answered question		609
skipped question		12



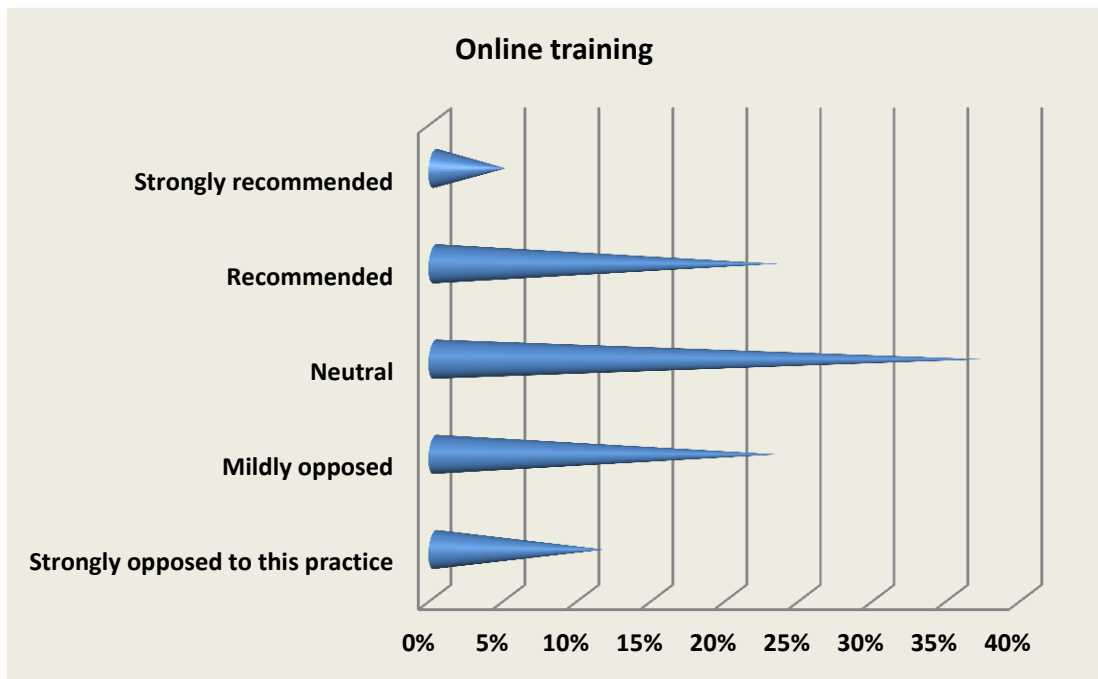
Q14. Departmental training

Answer Options	Response Percent	Response Count
Strongly opposed to this practice	4.6%	28
Mildly opposed	12.3%	75
Neutral	41.2%	251
Recommended	34.5%	210
Strongly recommended	7.4%	45
	comments submitted	45
	answered question	609
	skipped question	12



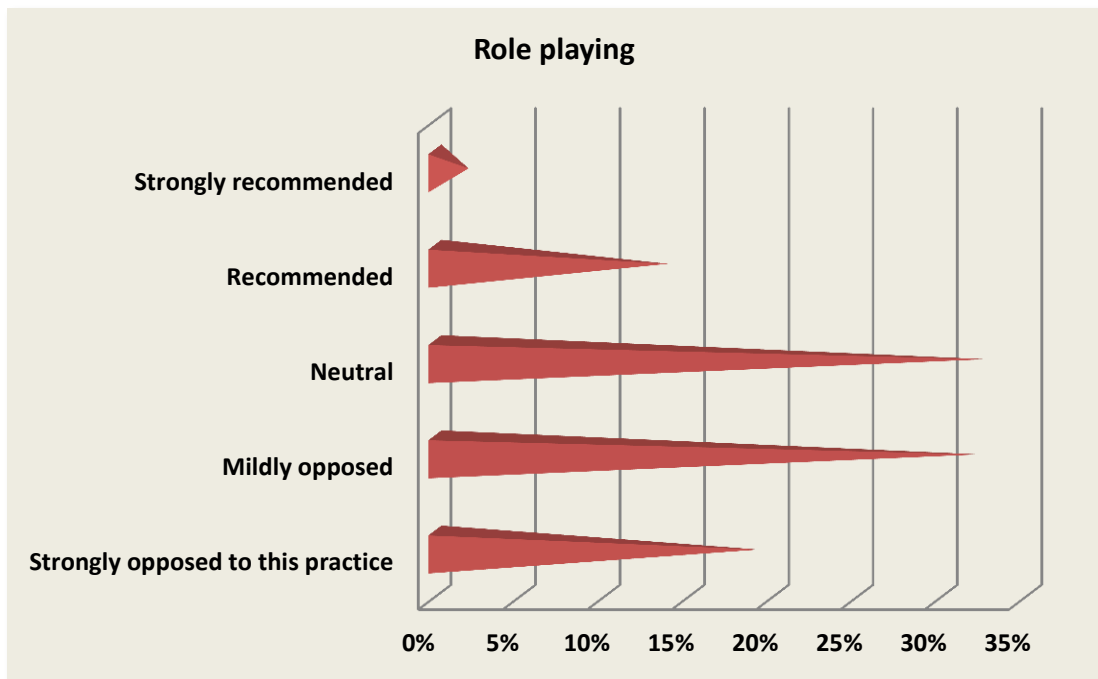
Q15. Online training

Answer Options	Response Percent	Response Count
Strongly opposed to this practice	11.5%	70
Mildly opposed	23.3%	142
Neutral	37.3%	227
Recommended	23.2%	141
Strongly recommended	4.8%	29
comments submitted		58
answered question		609
skipped question		12



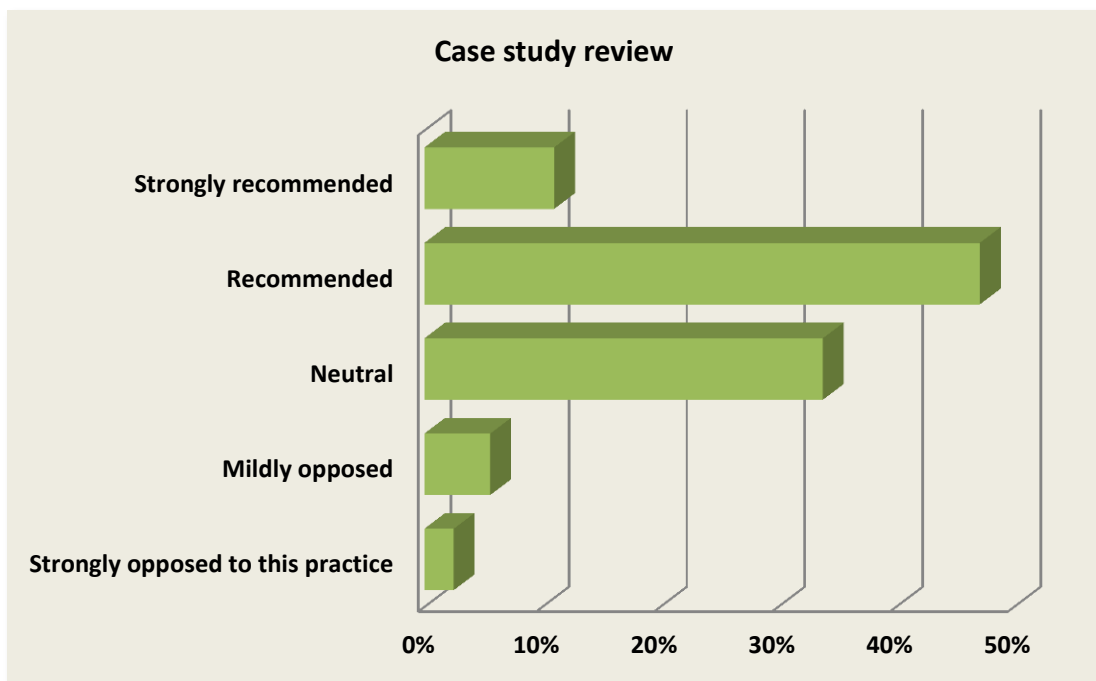
Q16. Role playing

Answer Options	Response Percent	Response Count
Strongly opposed to this practice	19.2%	117
Mildly opposed	32.3%	197
Neutral	32.7%	199
Recommended	13.8%	84
Strongly recommended	2.0%	12
comments submitted		50
answered question		609
skipped question		12



Q17. Case study review

Answer Options	Response Percent	Response Count
Strongly opposed to this practice	2.5%	15
Mildly opposed	5.6%	34
Neutral	33.8%	206
Recommended	47.1%	287
Strongly recommended	11.0%	67
	comments submitted	30
	answered question	609
	skipped question	12



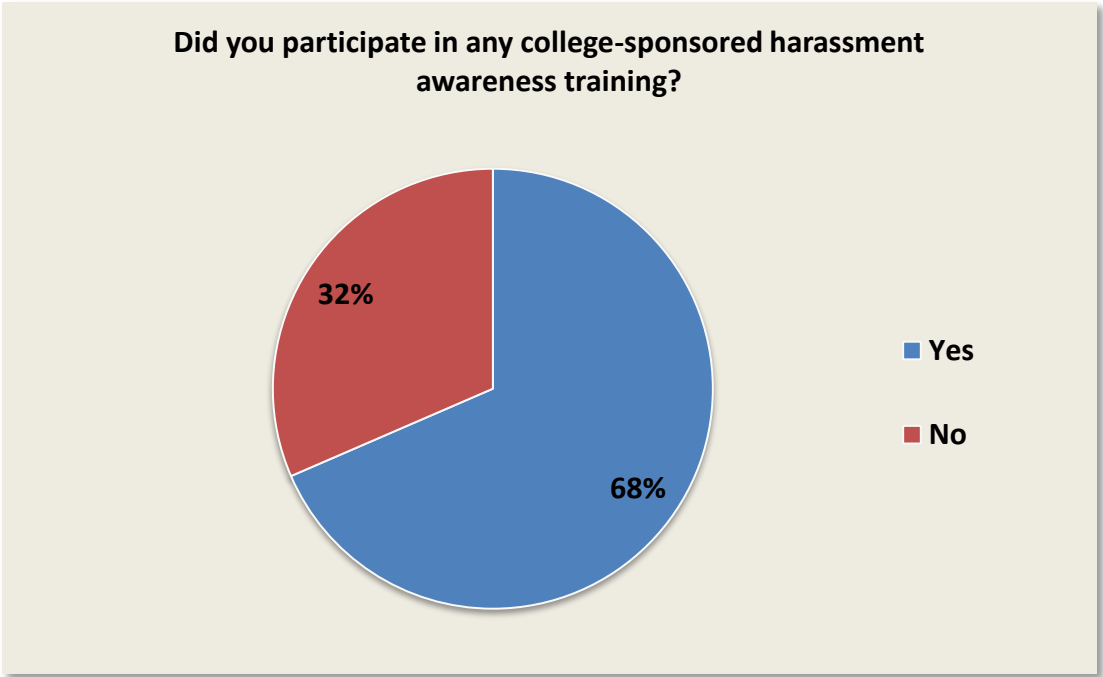
Q18. Additional methods: [comments]

Answer Options	Response Count
answered question	22
skipped question	599

SECTION FOUR: CONCLUDING QUESTIONS

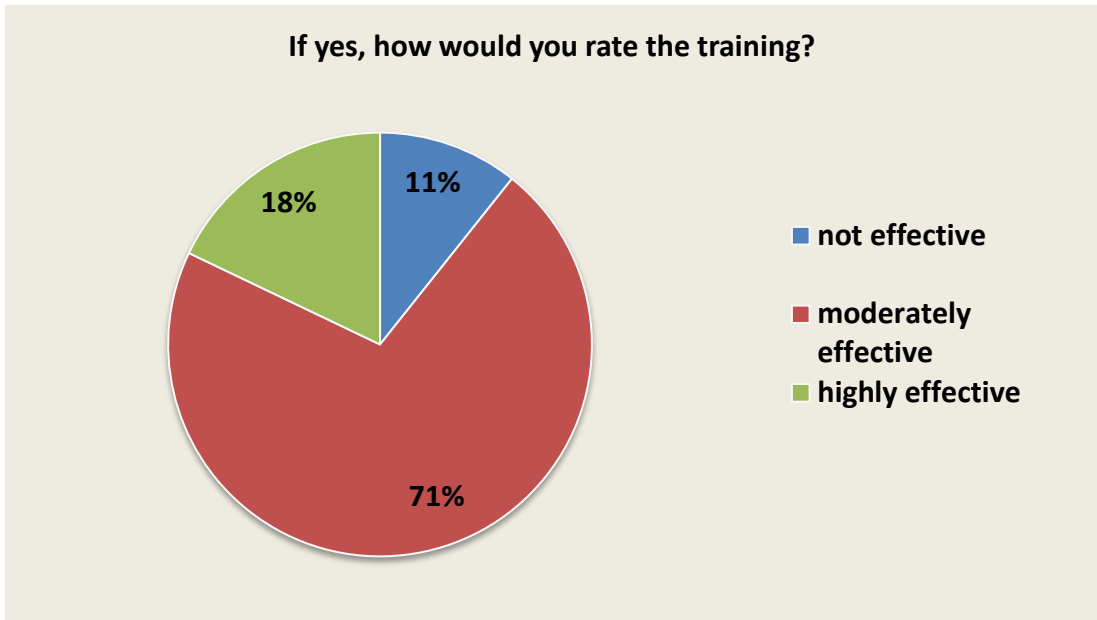
Q19. Did you participate in any college-sponsored harassment awareness training?

Answer Options	Response Percent	Response Count
Yes	68.5%	415
No	31.5%	191
	answered question	606
	skipped question	15



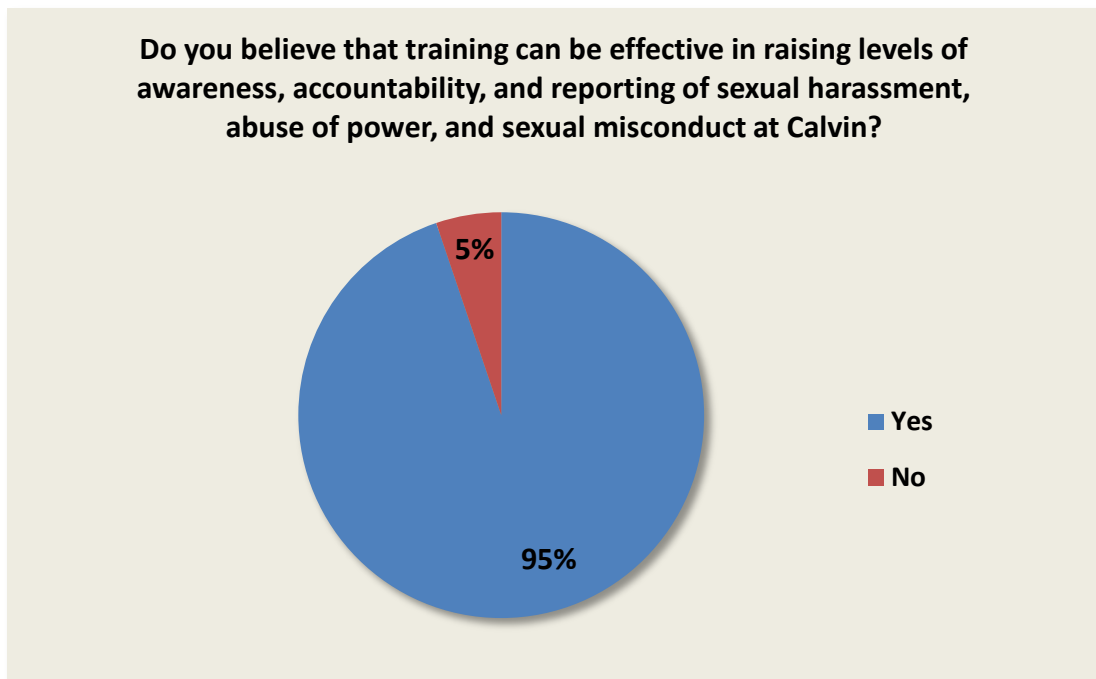
Q20. If yes, how would you rate the training?

Answer Options	Response Percent	Response Count
not effective	10.7%	45
moderately effective	71.4%	299
highly effective	17.9%	75
	answered question	419
	skipped question	202



Q21. Do you believe that training can be effective in raising levels of awareness, accountability, and reporting of sexual harassment, abuse of power, and sexual misconduct at Calvin?

Answer Options	Response Percent	Response Count
Yes	94.8%	566
No	5.2%	31
answered question		597
skipped question		24



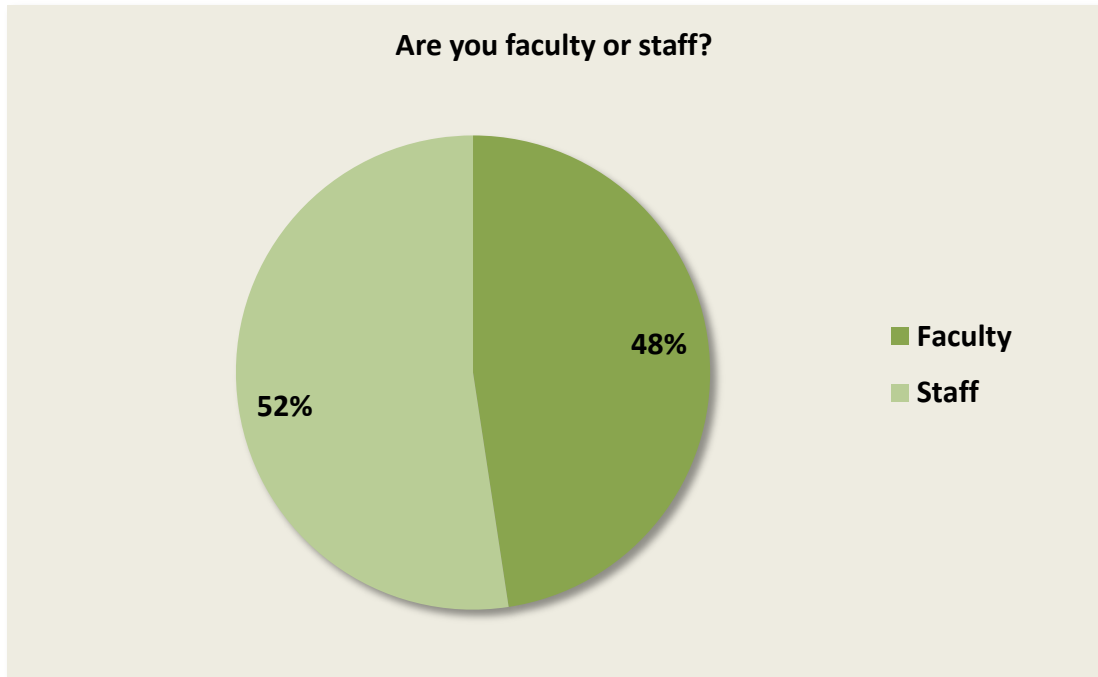
Q22. If no, what could work? Please explain.

Answer Options	Response Count
answered question	47
skipped question	574

SECTION FIVE: DEMOGRAPHIC QUESTIONS

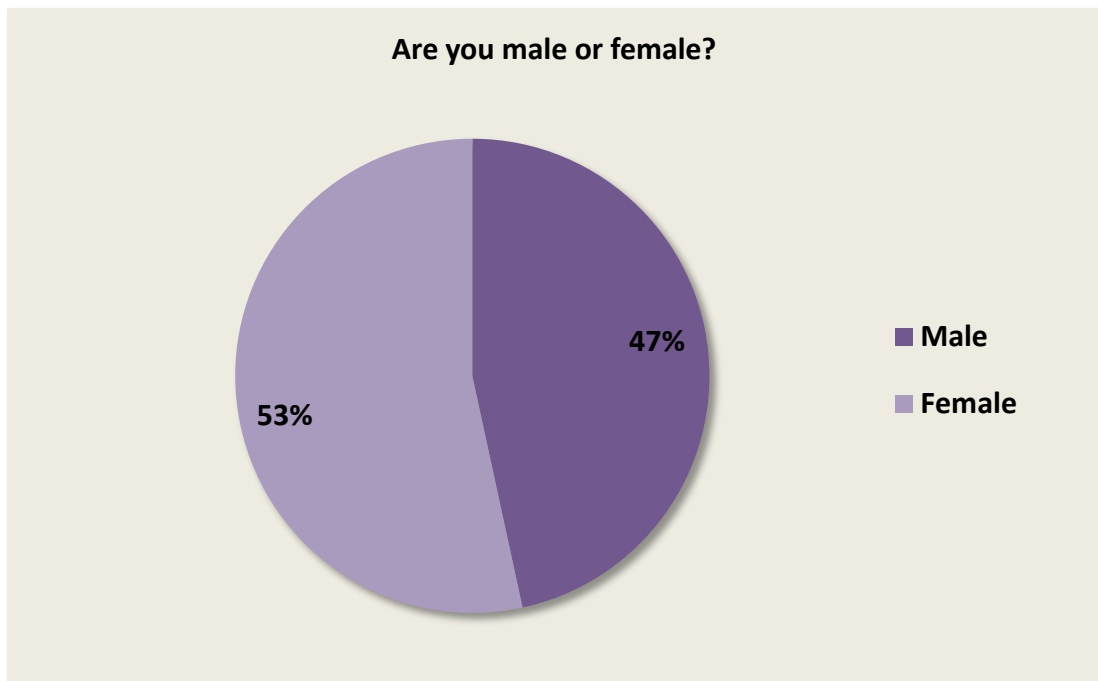
Q23. Are you faculty or staff?

Answer Options	Response Percent	Response Count
Faculty	47.6%	286
Staff	52.4%	315
	answered question	601
	skipped question	20



Q24. Are you male or female?

Answer Options	Response Percent	Response Count
Male	46.6%	280
Female	53.4%	321
	answered question	601
	skipped question	20



SECTION SIX: ADDITIONAL COMMENTS AND SUGGESTIONS

Instructions: Thank you for taking the time to complete this survey. If you have any further suggestions for how this committee could make the educational training about sexual harassment, abuse of power, and sexual misconduct more effective and worth your time, or if you have any further concerns, please let us know below:

Q25. Comments:

Answer Options	Response Count
answered question	73
skipped question	548