

# Statistical Report

## 2014-2015

### Introduction

The Service-Learning Center's (S-LC) data collection for the 2014-2015 school year reveals another year of broad service-learning commitment by Calvin College students. With an average of 29 hours of service-learning completed by each Calvin student participant, it is clear that the Calvin community sees service-learning as a fruitful mode of pedagogy as well as a meaningful calling to fulfill a pursuit of God's work in God's world.

In this report, the term *unique service-learning opportunity* refers to a position that one or more students have filled at an agency. The number of *service-learning placements* indicates how many students have filled these positions. Thus, multiple placements may fall under one unique service-learning opportunity.

### About the statistical report

The Service-Learning Center has been collecting annual statistical data since 2008. Current data collection processes rely primarily on students to report service-learning activity. Students who participate in student-based service-learning (SBSL) may submit an individual hours report online via our website or turn in hours as a group, using a form available in our office. Academically-based service-learning (ABSL) students are expected to record their hours on an S-LC form throughout the semester and return it to the S-LC at the conclusion of the course. ABSL Coordinators are required to send out an evaluation survey to students, faculty, and community partners. Upon receiving completed surveys, the Assessment Coordinator assesses the service-learning experiences, looking for ways to improve programs for the next year.

### Statistics at a glance

**55,302.69 (51,189.52 - 6 year average)**

Total amount of service-learning hours logged by Calvin students

**1,922 (2,085 - 6 year average)**

Total number of Calvin students who participated in service-learning

**61 f / 39 m (61 f / 39 m - 6 year average)**

Percentage of those students who are female/male

**28.77 (24.48 - 6 year average)**

Average hours of service-learning completed by each Calvin student participant

**3,069 (3,497 - 6 year average)**

Total number of service-learning placements for Calvin students

**116\* (143 - 6 year average)**

Number of course sections that incorporated service-learning (ABSL)

**203 (210 - 6 year average)**

Total active agency partners

**303 (345 - 6 year average)**

Total number of unique opportunities available to Calvin students

\*Denotes change in data collection practices re:StreetFest

## Overview of service-learning programs

*ABSL* refers to *academically-based service-learning*, or service-learning that is integrated into an academic course. *ABSL* is typically a course requirement.

*SBSL* refers to *student-based service-learning*, or service-learning that is initiated by the student and is not typically for course credit.

*RHCP* refers to *Residence Hall Community Partnerships*, or service-learning partnerships between residence halls and community organizations that student leaders facilitate.

*Special Olympics* brings athletes with special needs together with student chaperones for a day of athletic competition at Calvin.

*Spring break trips* take students to communities across the United States to engage in service-learning focused on such themes as disaster relief, urban development, community arts, and environmental stewardship.

*ACT tutoring* is a program of Calvin's Office of Pre-College Programs and the Service-Learning Center through which Calvin students tutor Grand Rapids high school students.

*PN* refers to *Project Neighborhood*, a program in which students live in intentional community and participate in service-learning that is connected with a seminar course.

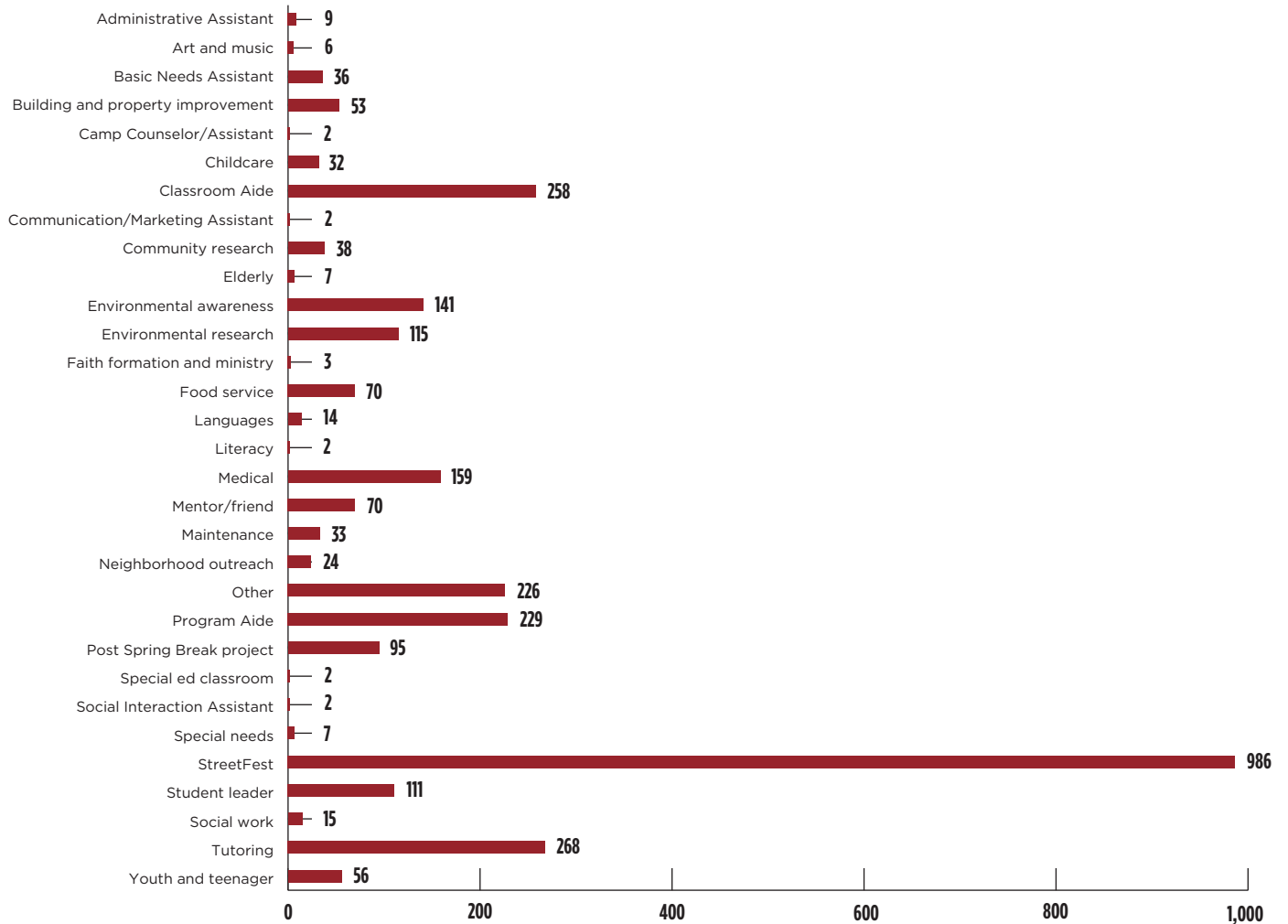
*StreetFest* is our first-year orientation program that sends each and every first-year student into the city Grand Rapids to acquaint themselves with their new home and embark on their first service-learning experience at Calvin.

*International ABSL (ISL)* is service-learning formally integrated into a study abroad course experience.

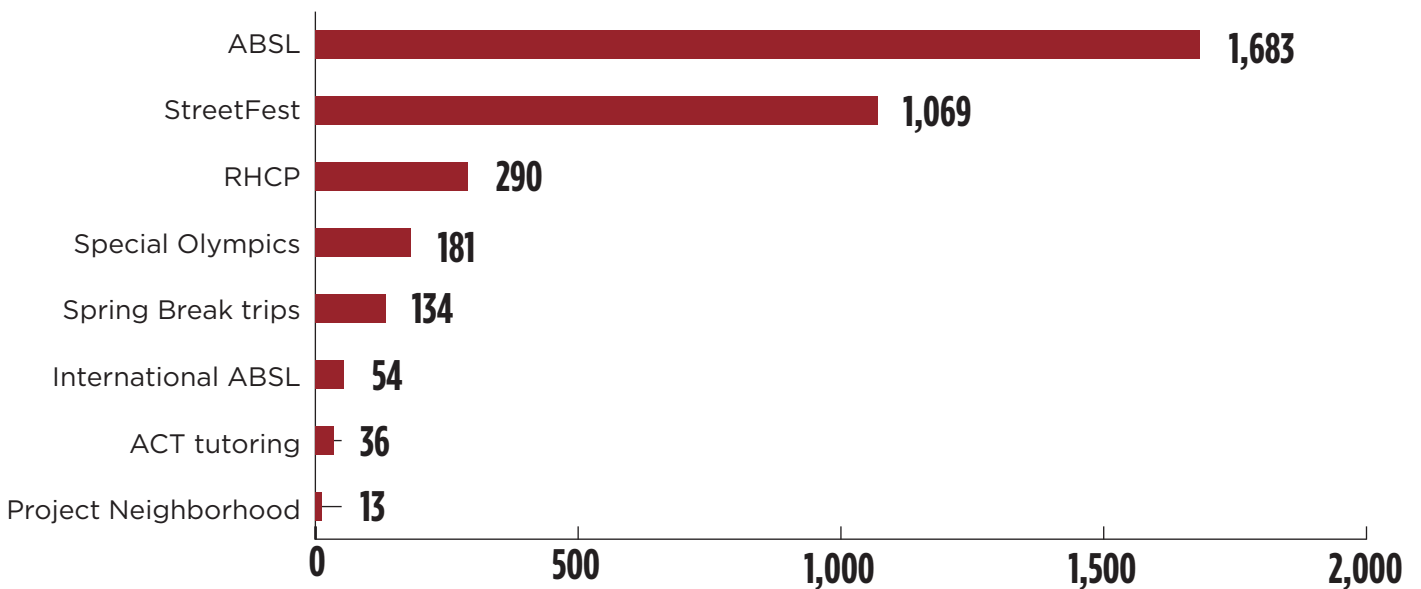


## Detailed statistics

### Service-Learning placements by project type



### Service-Learning placements by program



## Service-Learning placements by department

| Academic department                          | S-L placements | Total hours       | Avg. hours/placement |
|--|----------------|-------------------|----------------------|
| Biology                                      | 97             | 999               | 10.30                |
| Chemistry and Biochemistry                   | 29             | 358               | 12.34                |
| Economics                                    | 21             | 211.05            | 10.05                |
| Education                                    | 155            | 2,297.36          | 14.82                |
| Engineering                                  | 219            | 13,600.40         | 62.1                 |
| Geology, Geography and Environmental Studies | 63             | 1,821.25          | 28.91                |
| History                                      | 1              | 25                | 25                   |
| Interdisciplinary                            | 23             | 112.5             | 4.89                 |
| Nursing                                      | 132            | 9,348.25          | 70.82                |
| Political Science                            | 12             | 96                | 8                    |
| Psychology                                   | 55             | 882               | 16.04                |
| Off-Campus Programs                          | 54             | 3,256.50          | 60.31                |
| Science Education                            | 53             | 624               | 11.78                |
| Sociology                                    | 38             | 312               | 9.21                 |
| Social Work                                  | 127            | 1,982.05          | 15.61                |
| Spanish                                      | 96             | 1,236.02          | 12.88                |
| <b>Totals</b>                                | <b>1,175</b>   | <b>37,161.38*</b> | <b>23.32</b>         |

| Total students by gender |              |
|--------------------------|--------------|
| Female                   | 1,169        |
| Male                     | 753          |
| <b>Total Students</b>    | <b>1,922</b> |

| Total placements by gender |              |
|----------------------------|--------------|
| Female                     | 1,919        |
| Male                       | 1,149        |
| <b>Total Students</b>      | <b>3,068</b> |

| Blood Drive           |               |
|-----------------------|---------------|
| <b>Pints donated</b>  | <b>516</b>    |
| <b>3 year average</b> | <b>626.33</b> |

| Transportation: S-LC rides |            |
|----------------------------|------------|
| <b>Total rides</b>         | <b>294</b> |

| Academically-based service-learning at a glance |           |                               |        |
|---|-----------|-------------------------------|--------|
| Total number of students participating*         | 988/3,993 | Percent of total student body | 24.70% |
| Total number of classes offering ABSL           | 114/2,032 | Percent of total classes      | 5.60%  |
| Total number of faculty offering ABSL           | 63/275    | Percent of total faculty      | 22.91% |
| Total number of depts. offering ABSL            | 16/31     | Percent of total departments  | 51.60% |

| ABSL and SBSL total placements |       | ABSL and SBSL individual students |       |
|--------------------------------|-------|-----------------------------------|-------|
| SBSL                           | 1,882 | SBSL                              | 1,363 |
| ABSL                           | 1,744 | ABSL                              | 988   |

Student placements may appear in more than one category

### \*Notes for this page:

*Total hours* are all of the hours recorded from students participating in all service-learning for the year.

*Total number of students participating* is the number of individual students who participated in service-learning during the year. Many of those students complete more than one placement over the course of the year.

## About the Service-Learning Center.....

### More context

Many students participate in ABSL, arranged by the professor and the S-LC. In ABSL partnerships, we strive to connect an existing community need with specific learning goals that faculty have for their students.

Students may also participate in service-learning through a variety of non-academic programs by getting involved in their residence hall, serving as chaperones for the annual Special Olympics or spending a spring break on a service-learning trip at one of ten or more sites across the U.S.

Additionally, students can independently seek service-learning experiences. Some students are looking for an experience that will assist them in preparation for a particular vocation. Others are interested in specific issues or causes. Many of these students stop by our office or call for ideas. Our most comprehensive resource is our online search tool, which students may use to see what service-learning opportunities currently await them in Grand Rapids.

Several groups and organizations on campus form partnerships with organizations and causes. Other groups look to our office for information about short-term or one-time projects.

### Summer 2015: A transition to the academic division


In an effort to actively pursue Calvin's mission to equip students to think deeply, act justly, and live wholeheartedly as Christ's agents of renewal in the world, the Office of Community Engagement, the Off-Campus programs office, and the Service-Learning Center have reorganized to become one collaborative unit in order to strengthen the work of this mission with both a local and global context.

This change includes the shift of the Service-Learning Center from the Student Life division to the Academic division. Our hope is that this transition will encourage partnerships and collaborations across different areas of the college and the community in which it resides.



### Mission Statement

*Our mission is to engage and equip Calvin College students, faculty, staff, community partners, alumni, and other friends of the college in and for the pursuit of God's shalom in learning together, primarily through community-based service-learning, social justice activity, and civic participation in Grand Rapids and other partner communities.*

 Report produced by:  
Libby Schimmel '16  
Assessment Coordinator



